




OLLI at UK - How to Access Zoom Links from Your OLLI Account

1. Sign into your account at <https://olli.uky.edu/uky>, Look at the Navigation Bar at the top right of the page, and then go to “MY ACCOUNT”.

Q SEARCH  CART  MY ACCOUNT  CATALOG

2. Look at the list on this page and go to “Class List”.

Account Overview

The Account Overview page allows you to review and correct your contact information (My Profile), check your payment information, see the classes you've placed and see the classes you've signed up for.

My Profile
Username and Password
History
Class List ←
My Membership
Course Priorities
Certificates List
Make a Payment
Member Information

3. From here, you will be able to look at all classes that you have signed up for. If any of the classes are online (Zoom or Hybrid), a link will appear in the “MEETING LINK” column on the right of the class list. They may also include Meeting ID and/or Password information. The link is hyperlinked, so that you can click/tap it to then open Zoom.
(Please note: 1. During registration, some links may not be available right away. We will be sure to include links for all classes as soon as possible and before the course begins. 2. Please be sure to only click/tap link during the day of class, 5-10 minutes before that class starts. 3. If you drop an online course, you will no longer have access to the Zoom link for that course.)

Class List

Your class enrollments...

Click on the title to view course details.

Sort by:

--Select--

Status:

--All--

Term:

2026 Spring

PRINT

TERM	TITLE	INSTRUCTOR	CLASSDATES	TIME	BUILDING	ROOM	STATUS	MEETING LINK
2026 Spring	04.30 Planning	Boyd Sewe	04/30/2026 - 04/30/2026	2:00 PM - 3:00 PM	ZOOM		Registered	https://uky.zoom.us/j/81936662453?pwd=vatLTwe1wQBbUL1d9cBQLnf6H9WEzi.1 ID: 819 3666 2453